





We offer a range of different quartz halogen light sources with different light output.

OrderNb.	Name	Description	
1017.10.02	J1017-POWER	Constant current power supply specifically designed for use with stabilised light sources and calibration standard sources up to 220W (6.3A, 34V). Current resolution of 1mA. Manual front panel.	
105006	WLS100	General purpose fibre-coupled light source designed as a turn key solution for high power broad band output. The internal power supply guarantees an exceptional output stability. The optic ensures an efficient coupling into the fibre for maximum power output.	
1027.01 1027.02 1027.03 1027.04	QH-50W QH-100W QH-150W QH-250W	QH lamp. Clear. Current controlled. G6,35 12V / 4.16A 12V / 8.50A 12V / 6.30A 12V / 10.40A	
1027.08	DXW1000	DXW 120V 1000W. 3200°K, 28000lm. Current controlled. RX7s. DXW Double-Ended quartz halogen lamp. Double ended. Coiled coil. Max overall length 95mm, lighted length 22 mm. Approx. Lifetime ~ 150 hr.	
1027.11	HMD370	Halogen metal halide lamp. 370W, 137V, 3.2A.	